




Notifications

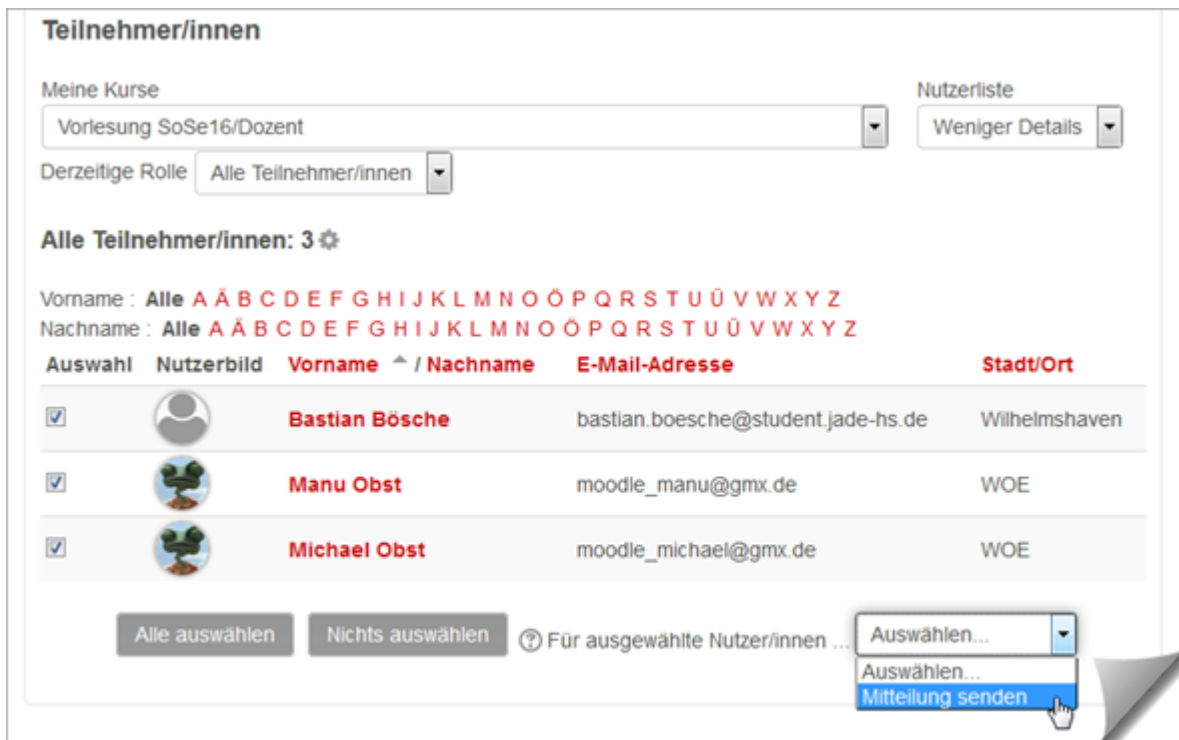
You can notify course participants in different ways.

In the [Forum](#) „Announcements“ or in a general forum everyone in the course room can read along. Personal messages  (messages) can be sent to single or multiple people. To be distinguished from this are notifications  (notifications) that are triggered by events, e.g. by new posts in the forum.




Send notification

This is how you can send a  message to course participants:

1. in your course, go to **Participants** in the navigation.
2. select the relevant participants: „**Select all**“ with the button below or **Select individual by placing check marks in the „Select „** column.
3. at the bottom of the window: „**For selected users...**“ select „**Send message**“ in the drop-down menu.
4. enter your message and confirm with „**Send message to x people**“.




The screenshot shows the Moodle interface for managing course participants. At the top, there are filters for 'Meine Kurse' (Vorlesung SoSe16/Dozent) and 'Nutzerliste' (Weniger Details). Below that, the current role is set to 'Alle Teilnehmer/innen'. The main section is titled 'Alle Teilnehmer/innen: 3' and contains a table of participants. The table has columns for 'Auswahl', 'Nutzerbild', 'Vorname / Nachname', 'E-Mail-Adresse', and 'Stadt/Ort'. Three participants are listed: Bastian Bösche, Manu Obst, and Michael Obst, all with their selection boxes checked. At the bottom, there are buttons for 'Alle auswählen', 'Nichts auswählen', and a dropdown menu for 'Für ausgewählte Nutzer/innen ...'. The dropdown menu is open, showing options 'Auswählen...', 'Auswählen...', and 'Mitteilung senden', with the last option highlighted by a mouse cursor.

Auswahl	Nutzerbild	Vorname [^] / Nachname	E-Mail-Adresse	Stadt/Ort
<input checked="" type="checkbox"/>		Bastian Bösche	bastian.boesche@student.jade-hs.de	Wilhelmshaven
<input checked="" type="checkbox"/>		Manu Obst	moodle_manu@gmx.de	WOE
<input checked="" type="checkbox"/>		Michael Obst	moodle_michael@gmx.de	WOE

[more on messages moodle.org](https://moodle.org)

notifications

Notifications  are triggered automatically and inform teachers, students and other users about events in Moodle, such as new forum posts or assignment submissions that need to be graded. New notifications are indicated by a number on the bell at the top right of the user menu. You can set

how you want to be notified about new notifications.



[more on notifications moodle.org](https://moodle.org)

moodle "Mail"

„Mail“ is an extension to Moodle. With „Mail“ course related messages can be sent to participants in Moodle.

The extension „Mail“ is offered as an alternative to Quickmail (was active until 7.9.20). You can access it from the menu bar next to the profile settings by clicking on the „envelope“ icon.



From:
<https://lms-wiki.jade-hs.de/> - **LMS-Wiki**

Permanent link:
<https://lms-wiki.jade-hs.de/en/moodle/course/messages/start?rev=1648549246>

Last update: **2022/03/29 12:20**

