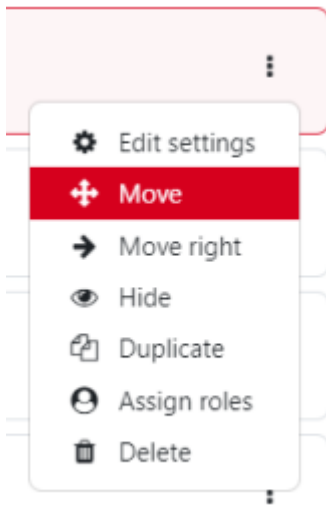


Hide sections

Edit course sections

You can add, edit and delete course sections.

1. Turn on „**Edit mode**“.
2. Click on the three dots on the right side of the desired section and select „**Edit settings**“.






3. You change the following items:

- Name
- Description
- Prerequisites

Move course sections

1. Turn on „**Edit mode**“.

2. To move a section either use the option „**Move**“ () in the dropdown-menu or hover the mouse cursor over the section and click and hold to drag the section to the desired location.

You also can use the dropdown-menu to use the options „  Hide topic “ or „  Delete topic “.

Add course section

To add a new course section, scroll down to the bottom of your course page. Then click on „**Add Topics**“

▼ Topic 1



Add an activity or resource

Add topic

From:

<https://lms-wiki.jade-hs.de/> - **LMS-Wiki**

Permanent link:

<https://lms-wiki.jade-hs.de/en/moodle/course/settings/section/start?rev=1722339905>

Last update: **2024/07/30 13:45**

