

PlagScan

PlagScan is a tool for checking plagiarism. It compares work with documents within an organisation, with internet sources and publishers' databases.

In the [PlagScan portal](#) of Jade University of Applied Sciences, teachers and students can have individual papers checked, e.g. also anonymised text passages. Teachers can also set up submissions for a group of students.

Teachers can use PlagScan via Moodle and activate it for the activity „Assignment“.



Note: A prerequisite for submitting work to PlagScan for the purpose of checking for plagiarism is the consent of the authors, i.e. the students.

- [PlagScan portal of Jade University of Applied Sciences](#)
- Instructions „Checking plagiarism with PlagScan in the Moodle activity „Assignment“

General information provided by PlagScan

- [Instructions](#)
- [Video tutorials](#)
- [Frequently Asked Questions](#)

Materials for Teachers

- ["Guide for Teachers" \(PlagScan website\)](#)
- [Moodle infocourse "Detecting Plagiarism"](#)

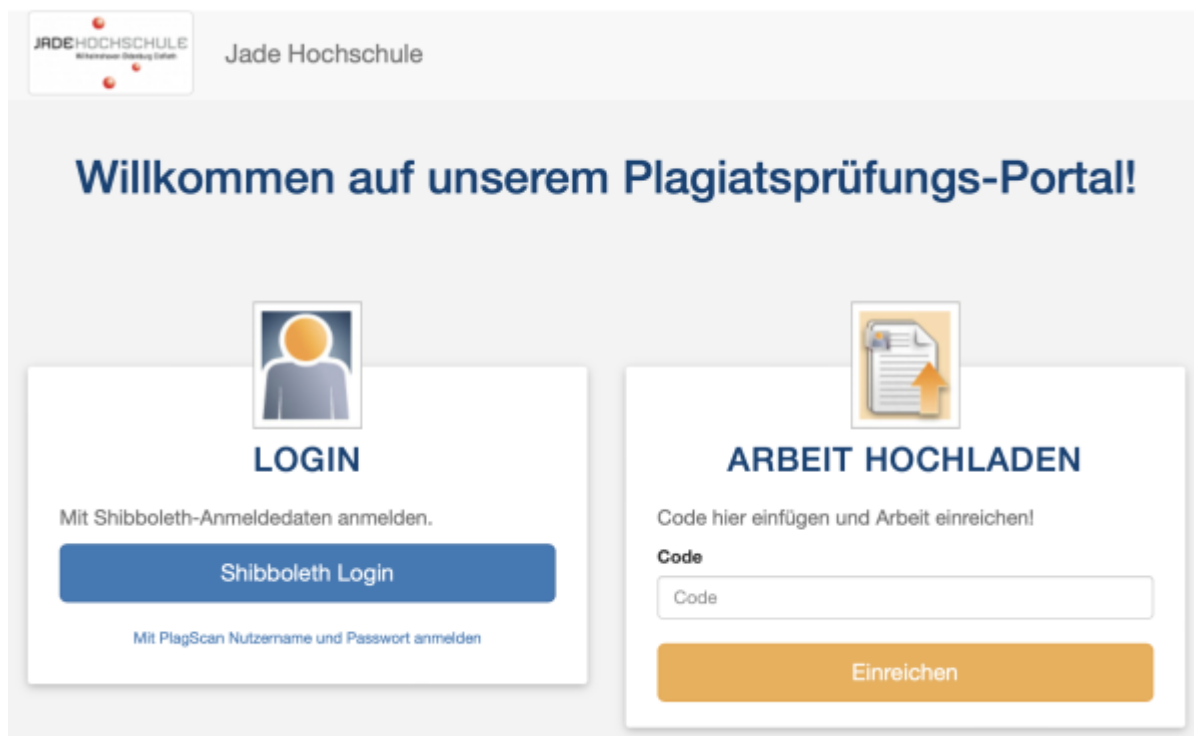
Materials for students

University Library

- [Course offerings and advice](#)
- [Literature management with Citavi \(self-study course\)](#)
- [Avoiding plagiarism \(self-study course\)](#)

Login with "Shibboleth" and university access data


The login to the [PlagScan-Portal of the Jade University of Applied Sciences](#) is done via „Shibboleth“ with [Hochschul-Zugangsdaten](#).



JADE HOCHSCHULE
Wissenschaften · Technik · Design

Jade Hochschule

Willkommen auf unserem Plagiatsprüfungs-Portal!




LOGIN

Mit Shibboleth-Anmeldedaten anmelden.

Shibboleth Login

[Mit PlagScan Nutzernamen und Passwort anmelden](#)



ARBEIT HOCHLADEN

Code hier einfügen und Arbeit einreichen!

Code

Einreichen

Checking for plagiarism with PlagScan in the Moodle activity "Assignment"

In addition to the actual document, the student's first name, last name and email address are transmitted to PlagScan solely for the purpose of checking for plagiarism. The students' consent to the transmission of this personal data is required. Students can object to the check by clicking off in the assignment.

Tip: First log in to the [PlagScan portal of Jade University of Applied Sciences](#) with Shibboleth. This way you can use PlagScan both via the portal and integrated in Moodle.

(Background: In order to avoid inconsistencies, logging in via Shibboleth is no longer possible once the first access has been made via Moodle.)

- [PlagScan in einer Moodle-Aufgabe - Anleitung Lehrende \(PDF\)](#)

Set up a "submission" in the portal

A submission is set up by teachers for students (with a deadline). Teachers then invite the participants. Students can upload their documents to the portal. The plagiarism check is carried out. Subsequently, the teachers check the plagiarism report.

- [Work with submissions \(PlagScan\)](#)

Log in to the portal with your HS access data and then have yourself activated as a „teacher“.

- <https://www.plagscan.com/jadehs>
- Login with HS access data („Shibboleth“)
- Have yourself activated as a „teacher“ (e-mail to [Moodlesupport](#))

PlagScan database

Official cooperation partners of PlagScan are: Springer Verlag, Taylor & Francis, Wiley, BJM, Gale Cengage. As a result, the PlagScan database enables a comparison with over 10,800 scientific journals and 14 million articles. The articles freely available on relevant science portals are not included here (e.g. ResearchGate), but are nevertheless checked as well (as of July 2020).



According to its own information, the provider is continuously working on expanding the database (see also "[Algorithm and sources](#)" on the provider page). The database also includes the [Plagiats Präventions Pool](#).

Participation in the Plagiarism Prevention Pool (PPP)

The Plagiarism Prevention Pool (PPP) is an additional, internal archive that is linked to other institutions and organisations and enables cross-checks with additional sources. All submissions from participating institutions and publishers are added to this, which contributes to the regular expansion of the pool. Jade University of Applied Sciences participates in the PPP. It is possible to opt out of the PPP if documents are marked as private before scanning or if they are withdrawn after scanning. The PPP adheres to German data protection regulations. If a match is found with a document from another institution or person, sources are only displayed as extracts of three consecutive words to ensure the privacy of the original owner and the source. If an institution wishes to access the entire document, the owner of the matching source must give explicit permission upon request. If this permission is not granted, the other institution or person cannot access the document either.

More about the [Plagiats Präventions Pool bei PlagScan](#).

Contact and help

For further information, questions about use and in case of technical problems, please contact [Moodlesupport](#).

From:

<https://lms-wiki.jade-hs.de/> - LMS-Wiki

Permanent link:

<https://lms-wiki.jade-hs.de/en/tools/plagscan/start?rev=1651222466>

Last update: **2022/04/29 10:54**

